






Iridium Communications Inc.
Investor Relations Department
1750 Tysons Boulevard
Suite 1400
McLean, VA 22102
United States

[Visit IR website](#) 
[Sign-up for Email alerts](#) 

NASDAQ: IRDM

Last Trade:	11.55
Trade Time:	4:00 PM ET May 18, 2018
Change:	-0.15  (-1.282%)
Day Range	11.50 - 11.80
52-Week Range	9.68 - 13.25
Volume	691,563

Stock information is provided by eSignal, stock charts provided by EDGAR Online. Stock data is delayed approximately 20 minutes.

Company Profile

We are committed to serving the best interests of our stockholders. You will find key stockholder information and financial reports available to help put Iridium's financial performance into perspective.... [\(more\)](#)

Stock Performance



Press Releases [\[View all \]](#)

- Apr 26, 2018*
[Iridium Announces First-Quarter 2018 Results: Company Affirms 2018 and Long-Range Outlook](#)
- Apr 9, 2018*
[Iridium Announces Target Launch Date for the Iridium-6/GRACE-FO Mission](#)
- Apr 5, 2018*
[Iridium Announces Release Date for First-Quarter 2018 Financial Results](#)
- Apr 3, 2018*
[Fifth Set of Iridium® NEXT Satellites Begin Pre-Operational Testing](#)
- Mar 30, 2018*
[Fifth Successful Iridium® NEXT Launch Completed as Iridium Surpasses 1 Million Subscribers](#)

Financials [\[View all \]](#)

- [First Quarter Financial Results](#)
- Feb 22, 2018*
[Annual Report \(10-K\)](#)
- Mar 27, 2018*
[Proxy Statement \(DEF 14A\)](#)
- Apr 26, 2018*
[Quarterly Report \(10-Q\)](#)
- Oct 26, 2017*
[Quarterly Report \(10-Q\)](#)
- Jul 27, 2017*
[Quarterly Report \(10-Q\)](#)