




RAVEN

Raven Industries, Inc.
Investor Relations Department
205 East 6th Street
PO Box 5107
Sioux Falls, SD 57117-5107
United States

[Visit IR website](#) 
[Sign-up for email alerts](#) 

NASDAQ: RAVN ¹

Last Trade:	34.05
Trade Time:	4:00 PM ET May 26, 2017
Change:	-0.95  (2.714%)
Day Range	33.95 - 35.20
52-Week Range	18.01 - 35.45
Volume	167,322
Market Cap. (\$M)	1,228.865
Shares Out (M)	36.090

¹ The stock information is provided by eSignal, stock charts are provided by EDGAR Online. Stock information is delayed approximately 20 minutes.

Company Profile

With strengths in engineering and technological innovation, Raven provides custom solutions including precision agriculture applications, high performance specialty films, aerostats for communications and surveillance, and electronic manufacturing services.... [\(more\)](#)

Stock Performance



Press Releases [\[View all \]](#)

May 25, 2017

[Raven Industries Board Announces Cash Dividend of 13 Cents Payable on July 21, 2017](#)

May 22, 2017

[Raven Industries Reports Strong First Quarter Fiscal 2018 Results](#)

May 9, 2017

[Raven Industries Announces Conference Call to Discuss First Quarter Fiscal 2018 Results](#)

May 9, 2017

[Raven Industries Announces Resignation of Heather Wilson From Board of Directors](#)

Mar 27, 2017

[Raven Industries Reports Strong Fourth Quarter Fiscal 2017 Results](#)

Events [\[View all \]](#)

There are no events to display at this time. Please check back later.

Financials [\[View all \]](#)

[First Quarter Financial Results](#)

Mar 31, 2017

[Annual Report \(10-K\)](#)

Apr 19, 2017

[Definitive Proxy Statement](#)

May 23, 2017

[Quarterly Report \(10-Q\)](#)

Feb 15, 2017

[Quarterly Report \(10-Q\)](#)

Feb 8, 2017

[Quarterly Report \(10-Q\)](#)