




RAVEN

Raven Industries, Inc.
Investor Relations Department
205 East 6th Street
PO Box 5107
Sioux Falls, SD 57117-5107
United States

[Visit IR website](#) 
[Sign-up for email alerts](#) 

NASDAQ: RAVN ¹

Last Trade:	32.15
Trade Time:	4:00 PM ET Aug 23, 2017
Change:	-0.60  (1.832%)
Day Range	31.80 - 32.73
52-Week Range	20.21 - 37.40
Volume	204,843
Market Cap. (\$M)	1,160.294
Shares Out (M)	36.090

¹ The stock information is provided by eSignal, stock charts are provided by EDGAR Online. Stock information is delayed approximately 20 minutes.

Company Profile

With strengths in engineering and technological innovation, Raven provides custom solutions including precision agriculture applications, high performance specialty films, aerostats for communications and surveillance, and electronic manufacturing services.... [\(more\)](#)

Stock Performance



Press Releases [\[View all \]](#)

- Aug 23, 2017
[Raven Industries Reports Second Quarter Fiscal 2018 Results](#)
- Aug 23, 2017
[Raven Releases Two New Innovations](#)
- Aug 22, 2017
[Raven Industries Signs Agreement to Acquire Colorado Lining International](#)
- Aug 17, 2017
[Raven Industries Announces Conference Call to Discuss Second Quarter Fiscal 2018 Results](#)
- May 25, 2017
[Raven Industries Board Announces Cash Dividend of 13 Cents Payable on July 21, 2017](#)

Events [\[View all \]](#)

- Aug 24, 2017 10:00 AM ET
[Raven Industries, Inc. Second Quarter 2018 Earnings Conference Call](#)
- [Financials \[\\[View all \\]\]\(#\)](#)
 - [Second Quarter Financial Results](#)
- Mar 31, 2017
[Annual Report \(10-K\)](#)
- Apr 19, 2017
[Definitive Proxy Statement](#)
- May 23, 2017
[Quarterly Report \(10-Q\)](#)
- Feb 15, 2017
[Quarterly Report \(10-Q\)](#)
- Feb 8, 2017
[Quarterly Report \(10-Q\)](#)