





Enzon Pharmaceuticals Inc.
Investor Relations Department
20 Kingsbridge Road
Attn: Accounts Payable
Piscataway, NJ 08854
United States

[Visit IR website](#) 
[Sign-up for email alerts](#) 

OT: ENZN ¹

Last Trade: 0.29

Trade Time: 3:54 PM ET
Dec 15, 2017

Change: -0.01 
(-3.317%)

Day Range 0.29 - 0.31

52-Week Range 0.03 - 0.40

Volume 242,377

Market Cap. (\$M) 12.824

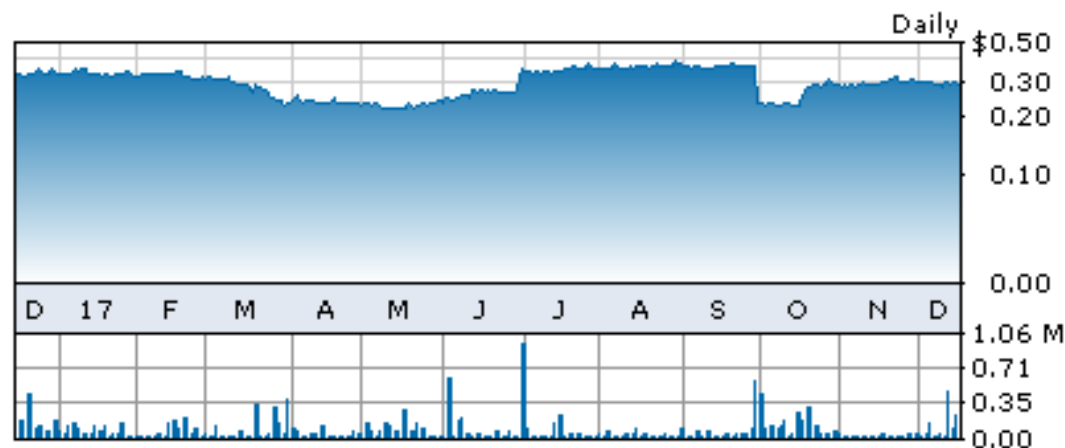
Shares Out (M) 44.220

¹ The stock information is provided by eSignal, stock charts are provided by EDGAR Online. Stock information is delayed approximately 20 minutes.

Company Profile

Enzon Pharmaceuticals, Inc. receives royalty revenues from existing licensing arrangements with other companies primarily related to sales of four marketed drug products, namely, PegIntron®, Sylatron®, Macugen® and CIMZIA®. ... [\(more\)](#)

Stock Performance



Press Releases [\[View all \]](#)

May 1, 2014
[Enzon Adopts Stockholder Rights Plan in an Effort to Protect Net Operating Loss Carryforwards](#)

Apr 23, 2013
[Enzon Concludes Review of Possible Asset Sales, Sale of the Company; Announces \\$1.60 Special Dividend and Periodic Royalty Dividends](#)

Mar 18, 2013
[Enzon Reports Fourth Quarter and Full Year 2012 Results](#)

Dec 17, 2012
[Enzon to Review Asset Sales, Sale of the Company](#)

Nov 29, 2012
[Enzon Announces Special Dividend](#)

Events [\[View all \]](#)

There are no events to display at this time. Please check back later.

Financials [\[View all \]](#)

Mar 24, 2017
[Annual Report \(10-K\)](#)

May 12, 2017
[Definitive Proxy Statement](#)

Nov 9, 2017
[Quarterly Report \(10-Q\)](#)

Aug 10, 2017
[Quarterly Report \(10-Q\)](#)

May 11, 2017
[Quarterly Report \(10-Q\)](#)