




FIDUS

INVESTMENT
CORPORATION

Fidus Investment Corporation
Investor Relations Department
1603 Orrington Avenue
Suite 820
Evanston, IL 60201
United States

[Visit IR website](#) 
[Sign-up for email alerts](#) 

NASDAQ: FDUS ¹

Last Trade:	16.09
Trade Time:	4:00 PM ET Sep 26, 2017
Change:	0.12  (0.751%)
Day Range	15.91 - 16.16
52-Week Range	14.33 - 18.21
Volume	73,064
Market Cap. (\$M)	393.883
Shares Out (M)	24.480

¹ The stock information is provided by eSignal, stock charts are provided by EDGAR Online. Stock information is delayed approximately 20 minutes.

Company Profile

... [\(more\)](#)

Stock Performance



Press Releases [\[View all \]](#)

- Aug 3, 2017
[Fidus Investment Corporation Announces Second Quarter 2017 Financial Results](#)
- Jul 20, 2017
[Fidus Investment Corporation Schedules Second Quarter 2017 Earnings Release and Conference Call](#)
- Jul 5, 2017
[Fidus Investment Corporation Announces Exercise and Closing of Option for Public Offering of Common Stock](#)
- Jun 20, 2017
[Fidus Investment Corporation Prices Public Offering of Common Stock](#)
- Jun 19, 2017
[Fidus Investment Corporation Announces Commencement of Public Offering of Common Stock](#)

Events [\[View all \]](#)

There are no events to display at this time. Please check back later.

Financials [\[View all \]](#)

- [Second Quarter Financial Results](#)
- Mar 2, 2017
[Annual Report \(10-K\)](#)
- Mar 15, 2017
[Definitive Proxy Statement](#)
- Aug 3, 2017
[Quarterly Report \(10-Q\)](#)
- May 4, 2017
[Quarterly Report \(10-Q\)](#)
- Nov 3, 2016
[Quarterly Report \(10-Q\)](#)