




FIDUS

INVESTMENT
CORPORATION

Fidus Investment Corporation
Investor Relations Department
1603 Orrington Avenue
Suite 820
Evanston, IL 60201
United States

[Visit IR website](#) 
[Sign-up for email alerts](#) 

NASDAQ: FDUS ¹

Last Trade:	16.85
Trade Time:	4:00 PM ET Jun 28, 2017
Change:	0.14  (0.838%)
Day Range	16.61 - 16.88
52-Week Range	14.33 - 18.21
Volume	96,684
Market Cap. (\$M)	407.939
Shares Out (M)	24.210

¹ The stock information is provided by eSignal, stock charts are provided by EDGAR Online. Stock information is delayed approximately 20 minutes.

Company Profile

... [\(more\)](#)

Stock Performance



Press Releases [\[View all \]](#)

Jun 20, 2017
[Fidus Investment Corporation Prices Public Offering of Common Stock](#)

Jun 19, 2017
[Fidus Investment Corporation Announces Commencement of Public Offering of Common Stock](#)

May 4, 2017
[Fidus Investment Corporation Announces First Quarter 2017 Financial Results](#)

Apr 20, 2017
[Fidus Investment Corporation Schedules First Quarter 2017 Earnings Release and Conference Call](#)

Mar 2, 2017
[Fidus Investment Corporation Announces Fourth Quarter & Full Year 2016 Financial Results](#)

Events [\[View all \]](#)

There are no events to display at this time. Please check back later.

Financials [\[View all \]](#)

[First Quarter Financial Results](#)

Mar 2, 2017
[Annual Report \(10-K\)](#)

Mar 15, 2017
[Definitive Proxy Statement](#)

May 4, 2017
[Quarterly Report \(10-Q\)](#)

Nov 3, 2016
[Quarterly Report \(10-Q\)](#)

Aug 4, 2016
[Quarterly Report \(10-Q\)](#)