




# FIDUS

INVESTMENT  
CORPORATION

Fidus Investment Corporation  
Investor Relations Department  
1603 Orrington Avenue  
Suite 820  
Evanston, IL 60201  
United States

[Visit IR website](#)   
[Sign-up for email alerts](#) 

## NASDAQ: FDUS <sup>1</sup>

Last Trade:	16.81
Trade Time:	4:00 PM ET Jun 23, 2017
Change:	0.07  (0.418%)
Day Range	16.68 - 16.86
52-Week Range	14.33 - 18.21
Volume	117,617
Market Cap. (\$M)	406.970
Shares Out (M)	24.210

<sup>1</sup> The stock information is provided by eSignal, stock charts are provided by EDGAR Online. Stock information is delayed approximately 20 minutes.

## Company Profile

... [\(more\)](#)

## Stock Performance



## Press Releases [\[ View all \]](#)

*Jun 20, 2017*  
[Fidus Investment Corporation Prices Public Offering of Common Stock](#)

*Jun 19, 2017*  
[Fidus Investment Corporation Announces Commencement of Public Offering of Common Stock](#)

*May 4, 2017*  
[Fidus Investment Corporation Announces First Quarter 2017 Financial Results](#)

*Apr 20, 2017*  
[Fidus Investment Corporation Schedules First Quarter 2017 Earnings Release and Conference Call](#)

*Mar 2, 2017*  
[Fidus Investment Corporation Announces Fourth Quarter & Full Year 2016 Financial Results](#)

## Events [\[ View all \]](#)

There are no events to display at this time. Please check back later.

## Financials [\[ View all \]](#)

### [First Quarter Financial Results](#)

*Mar 2, 2017*  
[Annual Report \(10-K\)](#)

*Mar 15, 2017*  
[Definitive Proxy Statement](#)

*May 4, 2017*  
[Quarterly Report \(10-Q\)](#)

*Nov 3, 2016*  
[Quarterly Report \(10-Q\)](#)

*Aug 4, 2016*  
[Quarterly Report \(10-Q\)](#)