




FIDUS

INVESTMENT
CORPORATION

Fidus Investment Corporation
Investor Relations Department
1603 Orrington Avenue
Suite 820
Evanston, IL 60201
United States

[Visit IR website](#) 
[Sign-up for email alerts](#) 

NASDAQ: FDUS ¹

Last Trade:	16.87
Trade Time:	4:00 PM ET Jul 20, 2017
Change:	-0.11  (0.648%)
Day Range	16.80 - 17.00
52-Week Range	14.33 - 18.21
Volume	44,167
Market Cap. (\$M)	408.423
Shares Out (M)	24.210

¹ The stock information is provided by eSignal, stock charts are provided by EDGAR Online. Stock information is delayed approximately 20 minutes.

Company Profile

... [\(more\)](#)

Stock Performance



Press Releases [\[View all \]](#)

- Jul 20, 2017*
[Fidus Investment Corporation Schedules Second Quarter 2017 Earnings Release and Conference Call](#)
- Jul 5, 2017*
[Fidus Investment Corporation Announces Exercise and Closing of Option for Public Offering of Common Stock](#)
- Jun 20, 2017*
[Fidus Investment Corporation Prices Public Offering of Common Stock](#)
- Jun 19, 2017*
[Fidus Investment Corporation Announces Commencement of Public Offering of Common Stock](#)
- May 4, 2017*
[Fidus Investment Corporation Announces First Quarter 2017 Financial Results](#)

Events [\[View all \]](#)

- Aug 4, 2017 9:00 AM ET*
[Fidus Investment Corporation's Second Quarter 2017 Conference Call](#)

Financials [\[View all \]](#)

- [First Quarter Financial Results](#)
- Mar 2, 2017*
[Annual Report \(10-K\)](#)
- Mar 15, 2017*
[Definitive Proxy Statement](#)
- May 4, 2017*
[Quarterly Report \(10-Q\)](#)
- Nov 3, 2016*
[Quarterly Report \(10-Q\)](#)
- Aug 4, 2016*
[Quarterly Report \(10-Q\)](#)