




# FIDUS

INVESTMENT  
CORPORATION

Fidus Investment Corporation  
Investor Relations Department  
1603 Orrington Avenue  
Suite 820  
Evanston, IL 60201  
United States

[Visit IR website](#)   
[Sign-up for email alerts](#) 

## NASDAQ: FDUS <sup>1</sup>

Last Trade:	15.87
Trade Time:	4:00 PM ET Sep 19, 2017
Change:	0.05  (0.316%)
Day Range	15.75 - 16.08
52-Week Range	14.33 - 18.21
Volume	73,817
Market Cap. (\$M)	388.498
Shares Out (M)	24.480

<sup>1</sup> The stock information is provided by eSignal, stock charts are provided by EDGAR Online. Stock information is delayed approximately 20 minutes.

## Company Profile

... [\(more\)](#)

## Stock Performance



## Press Releases [\[ View all \]](#)

- Aug 3, 2017*  
[Fidus Investment Corporation Announces Second Quarter 2017 Financial Results](#)
- Jul 20, 2017*  
[Fidus Investment Corporation Schedules Second Quarter 2017 Earnings Release and Conference Call](#)
- Jul 5, 2017*  
[Fidus Investment Corporation Announces Exercise and Closing of Option for Public Offering of Common Stock](#)
- Jun 20, 2017*  
[Fidus Investment Corporation Prices Public Offering of Common Stock](#)
- Jun 19, 2017*  
[Fidus Investment Corporation Announces Commencement of Public Offering of Common Stock](#)

## Events [\[ View all \]](#)

There are no events to display at this time. Please check back later.

## Financials [\[ View all \]](#)

### [Second Quarter Financial Results](#)

- Mar 2, 2017*  
[Annual Report \(10-K\)](#)
- Mar 15, 2017*  
[Definitive Proxy Statement](#)
- Aug 3, 2017*  
[Quarterly Report \(10-Q\)](#)
- May 4, 2017*  
[Quarterly Report \(10-Q\)](#)
- Nov 3, 2016*  
[Quarterly Report \(10-Q\)](#)