




FIDUS

INVESTMENT
CORPORATION

Fidus Investment Corporation
Investor Relations Department
1603 Orrington Avenue
Suite 820
Evanston, IL 60201
United States

[Visit IR website](#) 
[Sign-up for email alerts](#) 

NASDAQ: FDUS ¹

| | |
|-------------------|--|
| Last Trade: | 16.20 |
| Trade Time: | 4:00 PM ET Aug 18, 2017 |
| Change: | -0.16  (0.978%) |
| Day Range | 16.20 - 16.29 |
| 52-Week Range | 14.33 - 18.21 |
| Volume | 56,500 |
| Market Cap. (\$M) | 396.576 |
| Shares Out (M) | 24.480 |

¹ The stock information is provided by eSignal, stock charts are provided by EDGAR Online. Stock information is delayed approximately 20 minutes.

Company Profile

... [\(more\)](#)

Stock Performance



Press Releases [\[View all \]](#)

Aug 3, 2017

[Fidus Investment Corporation Announces Second Quarter 2017 Financial Results](#)

Jul 20, 2017

[Fidus Investment Corporation Schedules Second Quarter 2017 Earnings Release and Conference Call](#)

Jul 5, 2017

[Fidus Investment Corporation Announces Exercise and Closing of Option for Public Offering of Common Stock](#)

Jun 20, 2017

[Fidus Investment Corporation Prices Public Offering of Common Stock](#)

Jun 19, 2017

[Fidus Investment Corporation Announces Commencement of Public Offering of Common Stock](#)

Events [\[View all \]](#)

There are no events to display at this time. Please check back later.

Financials [\[View all \]](#)

[Second Quarter Financial Results](#)

Mar 2, 2017

[Annual Report \(10-K\)](#)

Mar 15, 2017

[Definitive Proxy Statement](#)

Aug 3, 2017

[Quarterly Report \(10-Q\)](#)

May 4, 2017

[Quarterly Report \(10-Q\)](#)

Nov 3, 2016

[Quarterly Report \(10-Q\)](#)