




Nanometrics
Investor Relations Department
1550 Buckeye Drive
Milpitas, CA 95035
United States

[Visit IR website](#) 
[Sign-up for email alerts](#) 

NASDAQ: NANO ¹

Last Trade:	27.41
Trade Time:	4:00 PM ET Oct 20, 2017
Change:	-0.36  (1.296%)
Day Range	27.35 - 28.03
52-Week Range	19.78 - 32.42
Volume	117,343
Market Cap. (\$M)	698.955
Shares Out (M)	25.500

¹ The stock information is provided by eSignal, stock charts are provided by EDGAR Online. Stock information is delayed approximately 20 minutes.

Company Profile

Company Profile

Nanometrics is a leading provider of advanced, high-performance process control metrology and inspection systems used primarily in the fabrication of semiconductors and other solid-state devices, such as data storage components and discretes including high-brightness LEDs and power management components. Nanometrics' automated and integrated metrology systems measure critical dimensions, device structures, overlay registration, topography and v... [\(more\)](#)

Stock Performance



Press Releases [\[View all \]](#)

- Oct 12, 2017
[Nanometrics Announces Preliminary Results for the Third Quarter of 2017](#)
- Aug 2, 2017
[Nanometrics Announces Upcoming Investor Events](#)
- Aug 1, 2017
[Nanometrics Reports Second Quarter 2017 Financial Results](#)
- Jul 12, 2017
[Nanometrics to Announce Second Quarter Financial Results on August 1, 2017](#)
- Jul 11, 2017
[Nanometrics Introduces SpectraProbe Analysis Software](#)

Events [\[View all \]](#)

- Nov 2, 2017 4:30 PM ET
[Nanometrics Q3 2017 Conference Call](#)
- Financials [\[View all \]](#)
- [Second Quarter Financial Results](#)
- Mar 3, 2017
[Annual Report \(10-K\)](#)
- Apr 4, 2017
[Definitive Proxy Statement](#)
- Aug 3, 2017
[Quarterly Report \(10-Q\)](#)
- May 3, 2017
[Quarterly Report \(10-Q\)](#)
- Oct 28, 2016
[Quarterly Report \(10-Q\)](#)