




Nanometrics  
Investor Relations Department  
1550 Buckeye Drive  
Milpitas, CA 95035  
United States

[Visit IR website](#)   
[Sign-up for email alerts](#) 

## NASDAQ: NANO <sup>1</sup>

Last Trade:	27.42
Trade Time:	4:00 PM ET Sep 19, 2017
Change:	0.25  (0.920%)
Day Range	26.90 - 27.47
52-Week Range	18.65 - 32.42
Volume	125,988
Market Cap. (\$M)	699.210
Shares Out (M)	25.500

<sup>1</sup> The stock information is provided by eSignal, stock charts are provided by EDGAR Online. Stock information is delayed approximately 20 minutes.

## Company Profile

### Company Profile

Nanometrics is a leading provider of advanced, high-performance process control metrology and inspection systems used primarily in the fabrication of semiconductors and other solid-state devices, such as data storage components and discretes including high-brightness LEDs and power management components. Nanometrics' automated and integrated metrology systems measure critical dimensions, device structures, overlay registration, topography and v... [\(more\)](#)

## Stock Performance



### Press Releases [\[ View all \]](#)

- Aug 2, 2017  
[Nanometrics Announces Upcoming Investor Events](#)
- Aug 1, 2017  
[Nanometrics Reports Second Quarter 2017 Financial Results](#)
- Jul 12, 2017  
[Nanometrics to Announce Second Quarter Financial Results on August 1, 2017](#)
- Jul 11, 2017  
[Nanometrics Introduces SpectraProbe Analysis Software](#)
- Jul 11, 2017  
[Nanometrics Introduces SpectraProbe Analysis Software](#)

### Events [\[ View all \]](#)

There are no events to display at this time. Please check back later.

### Financials [\[ View all \]](#)

- [Second Quarter Financial Results](#)
- Mar 3, 2017  
[Annual Report \(10-K\)](#)
- Apr 4, 2017  
[Definitive Proxy Statement](#)
- Aug 3, 2017  
[Quarterly Report \(10-Q\)](#)
- May 3, 2017  
[Quarterly Report \(10-Q\)](#)
- Oct 28, 2016  
[Quarterly Report \(10-Q\)](#)