




Nanometrics  
Investor Relations Department  
1550 Buckeye Drive  
Milpitas, CA 95035  
United States

[Visit IR website](#)   
[Sign-up for email alerts](#) 

## NASDAQ: NANO <sup>1</sup>

Last Trade:	27.56
Trade Time:	1:00 PM ET Nov 24, 2017
Change:	0.26  (0.952%)
Day Range	26.92 - 27.62
52-Week Range	22.23 - 32.42
Volume	76,363
Market Cap. (\$M)	705.260
Shares Out (M)	25.590

<sup>1</sup> The stock information is provided by eSignal, stock charts are provided by EDGAR Online. Stock information is delayed approximately 20 minutes.

## Company Profile

### Company Profile

Nanometrics is a leading provider of advanced, high-performance process control metrology and inspection systems used primarily in the fabrication of semiconductors and other solid-state devices, such as data storage components and discretes including high-brightness LEDs and power management components. Nanometrics' automated and integrated metrology systems measure critical dimensions, device structures, overlay registration, topography and v... [\(more\)](#)

## Stock Performance



### Press Releases [\[ View all \]](#)

- Nov 16, 2017 [Nanometrics to Participate in the 6th Annual NYC Investor Summit 2017](#)
- Nov 15, 2017 [Nanometrics Announces \\$50 Million Share Repurchase Program](#)
- Nov 13, 2017 [Nanometrics Board of Directors Names Pierre-Yves Lesaicherre President and CEO](#)
- Nov 2, 2017 [Nanometrics Reports Third Quarter 2017 Financial Results](#)
- Oct 12, 2017 [Nanometrics Announces Preliminary Results for the Third Quarter of 2017](#)

### Events [\[ View all \]](#)

- Dec 6, 2017 [6th Annual NYC Summit](#)

### Financials [\[ View all \]](#)

- [Third Quarter Financial Results](#)
- Mar 3, 2017 [Annual Report \(10-K\)](#)
- Apr 4, 2017 [Definitive Proxy Statement](#)
- Nov 3, 2017 [Quarterly Report \(10-Q\)](#)
- Aug 3, 2017 [Quarterly Report \(10-Q\)](#)
- May 3, 2017 [Quarterly Report \(10-Q\)](#)