




Nanometrics
Investor Relations Department
1550 Buckeye Drive
Milpitas, CA 95035
United States

[Visit IR website](#) 
[Sign-up for email alerts](#) 

NASDAQ: NANO ¹

Last Trade:	25.24
Trade Time:	4:00 PM ET Dec 15, 2017
Change:	0.51  (2.062%)
Day Range	24.84 - 25.38
52-Week Range	23.73 - 32.42
Volume	645,686
Market Cap. (\$M)	645.892
Shares Out (M)	25.590

¹ The stock information is provided by eSignal, stock charts are provided by EDGAR Online. Stock information is delayed approximately 20 minutes.

Company Profile

Company Profile

Nanometrics is a leading provider of advanced, high-performance process control metrology and inspection systems used primarily in the fabrication of semiconductors and other solid-state devices, such as data storage components and discretes including high-brightness LEDs and power management components. Nanometrics' automated and integrated metrology systems measure critical dimensions, device structures, overlay registration, topography and v... [\(more\)](#)

Stock Performance



Press Releases [\[View all \]](#)

- Dec 4, 2017*
[Nanometrics Announces Expansion of IMPULSE+ Integrated Metrology into 3D-NAND Interconnect Process Control](#)
- Nov 16, 2017*
[Nanometrics to Participate in the 6th Annual NYC Investor Summit 2017](#)
- Nov 15, 2017*
[Nanometrics Announces \\$50 Million Share Repurchase Program](#)
- Nov 13, 2017*
[Nanometrics Board of Directors Names Pierre-Yves Lesaichere President and CEO](#)
- Nov 2, 2017*
[Nanometrics Reports Third Quarter 2017 Financial Results](#)

Events [\[View all \]](#)

There are no events to display at this time. Please check back later.

Financials [\[View all \]](#)

- [Third Quarter Financial Results](#)
- Mar 3, 2017*
[Annual Report \(10-K\)](#)
- Apr 4, 2017*
[Definitive Proxy Statement](#)
- Nov 3, 2017*
[Quarterly Report \(10-Q\)](#)
- Aug 3, 2017*
[Quarterly Report \(10-Q\)](#)
- May 3, 2017*
[Quarterly Report \(10-Q\)](#)