




Nanometrics
Investor Relations Department
1550 Buckeye Drive
Milpitas, CA 95035
United States

[Visit IR website](#) 
[Sign-up for email alerts](#) 

NASDAQ: NANO ¹

Last Trade:	26.84
Trade Time:	4:00 PM ET Sep 21, 2017
Change:	-0.07  (0.260%)
Day Range	26.68 - 27.10
52-Week Range	18.65 - 32.42
Volume	64,377
Market Cap. (\$M)	684.420
Shares Out (M)	25.500

¹ The stock information is provided by eSignal, stock charts are provided by EDGAR Online. Stock information is delayed approximately 20 minutes.

Company Profile

Company Profile

Nanometrics is a leading provider of advanced, high-performance process control metrology and inspection systems used primarily in the fabrication of semiconductors and other solid-state devices, such as data storage components and discretes including high-brightness LEDs and power management components. Nanometrics' automated and integrated metrology systems measure critical dimensions, device structures, overlay registration, topography and v... [\(more\)](#)

Stock Performance



Press Releases [\[View all \]](#)

- Aug 2, 2017
[Nanometrics Announces Upcoming Investor Events](#)
- Aug 1, 2017
[Nanometrics Reports Second Quarter 2017 Financial Results](#)
- Jul 12, 2017
[Nanometrics to Announce Second Quarter Financial Results on August 1, 2017](#)
- Jul 11, 2017
[Nanometrics Introduces SpectraProbe Analysis Software](#)
- Jul 11, 2017
[Nanometrics Introduces SpectraProbe Analysis Software](#)

Events [\[View all \]](#)

There are no events to display at this time. Please check back later.

Financials [\[View all \]](#)

- [Second Quarter Financial Results](#)
- Mar 3, 2017
[Annual Report \(10-K\)](#)
- Apr 4, 2017
[Definitive Proxy Statement](#)
- Aug 3, 2017
[Quarterly Report \(10-Q\)](#)
- May 3, 2017
[Quarterly Report \(10-Q\)](#)
- Oct 28, 2016
[Quarterly Report \(10-Q\)](#)