




Century Aluminum Company
Investor Relations Department
One South Wacker Dr
Suite 1000
Chicago, IL 60606
United States

[Visit IR website](#) 
[Sign-up for email alerts](#) 

NASDAQ: CENX ¹

Last Trade:	16.69
Trade Time:	4:00 PM ET 06.18.18
Change:	0.30  (1.830%)
Day Range	16.25 - 16.78
52-Week Range	12.94 - 24.77
Volume	772,586
Market Cap. (\$M)	1,461.710
Shares Out (M)	87.580

¹ The stock information is provided by eSignal, stock charts are provided by EDGAR Online. Stock information is delayed approximately 20 minutes.

Company Profile

Our strategic objective is to strengthen Century's primary aluminum assets and improve our overall competitive position. We intend to acquire assets that lower operating costs and diversify our geographic presence. We are focused on safety, productivity and operational excellence.

... [\(more\)](#)

Stock Performance



Press Releases [\[View all \]](#)

- 05.30.18
[Century Aluminum Reports Electrical Failure Affecting One Potline at its Sebree Smelter](#)
- 05.3.18
[Century Aluminum Company Reports First Quarter 2018 Results](#)
- 04.16.18
[Century Aluminum Sets Date for First Quarter 2018 Earnings Announcement](#)
- 03.9.18
[Century Aluminum Section 232 Conference Call Announcement](#)
- 03.8.18
[Century Aluminum Company Lauds Implementation of Broad Relief by President Trump](#)

Events [\[View all \]](#)

There are no events to display at this time. Please check back later.

Financials [\[View all \]](#)

- [First Quarter Financial Results](#)
- 02.28.18
[Annual Report \(10-K\)](#)
- 04.27.18
[Definitive Proxy Statement](#)
- 05.4.18
[Quarterly Report \(10-Q\)](#)
- 11.8.17
[Quarterly Report \(10-Q\)](#)
- 08.9.17
[Quarterly Report \(10-Q\)](#)