






GlycoMimetics, Inc.
Investor Relations Department
9708 Medical Center Drive
Rockville, MD 20860
United States

[Visit IR website](#) 
[Sign-up for email alerts](#) 

NASDAQ: GLYC

Last Trade:	14.10
Trade Time:	2:27 PM ET 09/26/2017
Change:	-0.75  (5.051%)
Day Range	14.00 - 15.20
52-Week Range	3.82 - 16.94
Volume	284,118

Stock information is provided by eSignal, stock charts provided by EDGAR Online. Stock data is delayed approximately 20 minutes.

Company Profile

At GlycoMimetics, we are committed to helping to make a difference in the lives of people living with sickle cell, cancer, and other serious diseases. Our mission is to continue to advance our research and clinical candidates, providing hope for patients as we strive for tomorrow's breakthrough treatments.

GlycoMimetics is a clinical-stage biotechnology company. We use novel and proprietary glycobiology technology to develop treatments for diseases, particularly where there is high unmet need. Since the company's inception in 2003, we have developed a robust, diver... [\(more\)](#)

Stock Performance



Press Releases [\[View all \]](#)

- 09/05/2017 [GlycoMimetics to Present at Biocentury's Newsmakers in the Biotech Industry Conference](#)
- 08/03/2017 [GlycoMimetics Reports Program Updates and Second Quarter 2017 Results](#)
- 07/06/2017 [GlycoMimetics to Receive European Patent for GMI-1271](#)
- 06/12/2017 [GlycoMimetics Appoints Boston Biomedical CEO Patricia S. Andrews to Its Board of Directors](#)
- 06/05/2017 [GlycoMimetics to Present at Jefferies 2017 Global Healthcare Conference](#)

Financials [\[View all \]](#)

- [Second Quarter Financial Results](#)
- 03/01/2017 [Annual Report \(10-K\)](#)
- 04/20/2017 [Proxy Statement \(DEF 14A\)](#)
- 08/03/2017 [Quarterly Report \(10-Q\)](#)
- 05/08/2017 [Quarterly Report \(10-Q\)](#)
- 11/04/2016 [Quarterly Report \(10-Q\)](#)