





Akebia Therapeutics  
Investor Relations Department  
245 First Street  
Suite 1100  
Cambridge, MA 02142  
United States

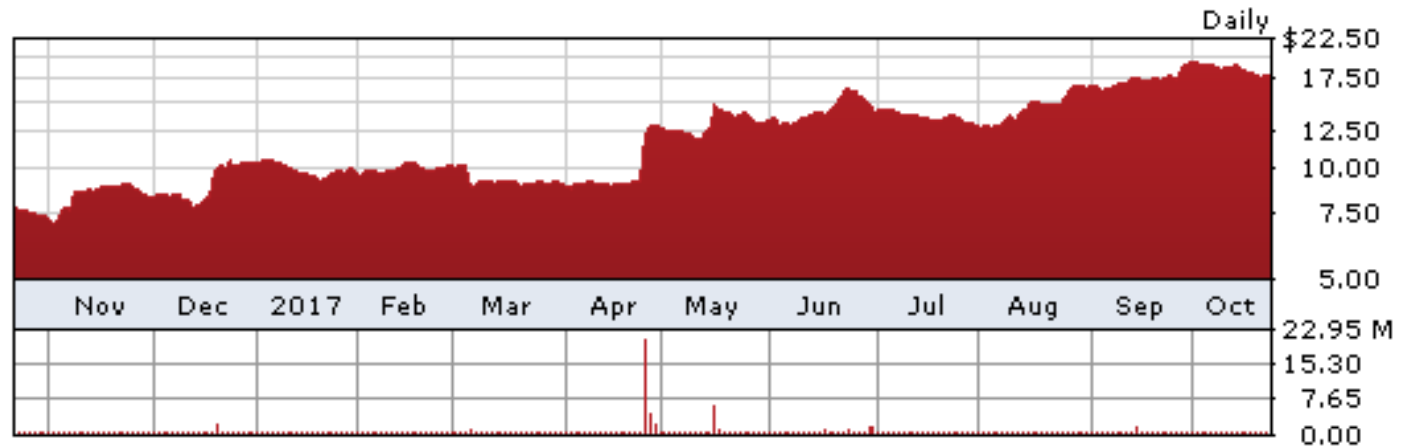
[Visit IR website](#)   
[Sign-up for email alerts](#) 

**NASDAQ: AKBA**

Last Trade:	17.67
Trade Time:	4:00 PM ET Oct 23, 2017
Change:	0.00 (0.000%)
Day Range	N/A - N/A
52-Week Range	7.16 - 20.25
Volume	N/A

Stock information is provided by eSignal,  
stock charts provided by EDGAR Online.  
Stock data is delayed approximately 20  
minutes.

## Stock Performance



### Press Releases [\[ View all \]](#)

- Oct 4, 2017*  
[Akebia Reports Inducement Grant Under NASDAQ Listing Rule 5635\(c\)\(4\)](#)
- Sep 26, 2017*  
[Akebia Announces Positive Top-Line Results from Phase 2 Study of Vadadustat in Japanese Patients with Non-Dialysis-Dependent Chronic Kidney Disease](#)
- Sep 8, 2017*  
[Akebia Reports Inducement Grant Under NASDAQ Listing Rule 5635\(c\)\(4\)](#)
- Sep 5, 2017*  
[Akebia to Present at Upcoming Investor Conferences](#)
- Aug 8, 2017*  
[Akebia Announces Second Quarter 2017 Financial Results](#)

### Financials [\[ View all \]](#)

- Mar 6, 2017*  
[Annual Report \(10-K\)](#)
- May 1, 2017*  
[Proxy Statement \(DEF 14A\)](#)
- Aug 8, 2017*  
[Quarterly Report \(10-Q\)](#)
- May 9, 2017*  
[Quarterly Report \(10-Q\)](#)
- Nov 9, 2016*  
[Quarterly Report \(10-Q\)](#)