




Gladstone Capital Corporation  
 Investor Relations Department  
 1521 Westbranch Drive  
 Suite 100  
 McLean, VA 22102  
 United States

[Visit IR website](#)   
[Sign-up for email alerts](#) 

**NASDAQ: GLAD**

Last Trade:	8.63
Trade Time:	4:00 PM ET Apr 24, 2018
Change:	0.04  (0.466%)
Day Range	8.60 - 8.68
52-Week Range	7.80 - 10.12
Volume	57,871

Stock information is provided by eSignal, stock charts provided by EDGAR Online. Stock data is delayed approximately 20 minutes.

**Company Profile**

Gladstone Capital Corporation (common stock listed on NASDAQ: GLAD) is a publicly traded business development company ("BDC") that pays monthly cash distributions to its stockholders and invests in lower middle market businesses in the United States.

... [\(more\)](#)

**Stock Performance**

**Press Releases** [\[ View all \]](#)

*Apr 10, 2018*

[Gladstone Capital Announces Monthly Cash Distributions for April, May and June 2018](#)

*Apr 10, 2018*

[Gladstone Capital Announces Board Approval to Reduce Required Asset Coverage as Provided for in the Small Business Credit Availability Act](#)

*Mar 12, 2018*

[Gladstone Capital Announces Amendment to its Revolving Credit Facility Increases Commitment, Extends Maturity and Improves Pricing](#)

*Feb 12, 2018*

[Gladstone Capital Announces New Addition to Focus on Southwest Region](#)

*Feb 5, 2018*

[Gladstone Capital Corporation Reports Financial Results for its First Quarter Ended December 31, 2017](#)

**Upcoming Events** [\[ View all \]](#)

*May 3, 2018 8:30 AM ET*

[Gladstone Capital Corporation's Second Quarter Ended 03/31/2018 Earnings Call and Webcast](#)

**Financials** [\[ View all \]](#)

[First Quarter Financial Results](#)

*Nov 20, 2017*

[Annual Report \(10-K\)](#)

*Dec 8, 2017*

[Proxy Statement \(DEF 14A\)](#)

*Feb 5, 2018*

[Quarterly Report \(10-Q\)](#)

*Aug 2, 2017*

[Quarterly Report \(10-Q\)](#)

*May 3, 2017*

[Quarterly Report \(10-Q\)](#)