




Gladstone Capital Corporation  
 Investor Relations Department  
 1521 Westbranch Drive  
 Suite 100  
 McLean, VA 22102  
 United States

[Visit IR website](#)   
[Sign-up for email alerts](#) 

**NASDAQ: GLAD**

|               |  |
|---------------|--|
| Last Trade:   | 9.72   |
| Trade Time:   | 12:59 PM ET<br>Aug 16, 2017  |
| Change:       | -0.03  (0.297%) |
| Day Range     | 9.71 - 9.80  |
| 52-Week Range | 7.33 - 10.12   |
| Volume        | 77,973   |

Stock information is provided by eSignal, stock charts provided by EDGAR Online. Stock data is delayed approximately 20 minutes.

**Company Profile**

Gladstone Capital Corporation (common stock listed on NASDAQ: GLAD) is a publicly traded business development company ("BDC") that pays monthly cash distributions to its stockholders and invests in lower middle market businesses in the United States.

... [\(more\)](#)

**Stock Performance**

**Press Releases** [\[ View all \]](#)

- Aug 2, 2017*  
[Gladstone Capital Corporation Reports Financial Results for its Third Quarter Ended June 30, 2017](#)
- Aug 1, 2017*  
[Gladstone Capital Corporation Earnings Call and Webcast Information](#)
- Jul 11, 2017*  
[Gladstone Capital Announces Monthly Cash Distributions for July, August and September 2017 and Third Fiscal Quarter Earnings Release and Conference Call Dates](#)
- May 3, 2017*  
[Gladstone Capital Corporation Reports Financial Results for its Second Quarter Ended March 31, 2017](#)
- May 2, 2017*  
[Gladstone Capital Corporation Earnings Call and Webcast Information](#)

**Financials** [\[ View all \]](#)

- [Third Quarter Financial Results](#)
- Nov 21, 2016*  
[Annual Report \(10-K\)](#)
- Dec 9, 2016*  
[Proxy Statement \(DEF 14A\)](#)
- Aug 2, 2017*  
[Quarterly Report \(10-Q\)](#)
- May 3, 2017*  
[Quarterly Report \(10-Q\)](#)
- Feb 8, 2017*  
[Quarterly Report \(10-Q\)](#)