




Gladstone Capital Corporation
 Investor Relations Department
 1521 Westbranch Drive
 Suite 100
 McLean, VA 22102
 United States

[Visit IR website](#) 
[Sign-up for email alerts](#) 

NASDAQ: GLAD

Last Trade:	9.68
Trade Time:	4:00 PM ET Oct 16, 2017
Change:	0.04  (0.415%)
Day Range	9.61 - 9.71
52-Week Range	7.33 - 10.12
Volume	116,665

Stock information is provided by eSignal, stock charts provided by EDGAR Online. Stock data is delayed approximately 20 minutes.

Company Profile

Gladstone Capital Corporation (common stock listed on NASDAQ: GLAD) is a publicly traded business development company ("BDC") that pays monthly cash distributions to its stockholders and invests in lower middle market businesses in the United States.

... [\(more\)](#)

Stock Performance

Press Releases [\[View all \]](#)

- Oct 10, 2017*
[Gladstone Capital Announces Monthly Cash Distributions for October, November and December 2017](#)
- Sep 28, 2017*
[Gladstone Financial Corporation Invests in Data Analytics Business](#)
- Sep 27, 2017*
[Gladstone Capital Corporation Announces Closing of Offering of 2,070,000 shares of its 6.00% Series 2024 Term Preferred Stock for Gross Proceeds of \\$51.8 Million](#)
- Sep 19, 2017*
[Gladstone Capital Corporation Prices Series 2024 Term Preferred Stock Offering](#)
- Sep 19, 2017*
[Gladstone Capital Corporation Announces New Series 2024 Term Preferred Stock Offering and Intent to Redeem All Outstanding Shares of Existing Series 2021 Term Preferred Stock](#)

Financials [\[View all \]](#)

- [Third Quarter Financial Results](#)
- Nov 21, 2016*
[Annual Report \(10-K\)](#)
- Dec 9, 2016*
[Proxy Statement \(DEF 14A\)](#)
- Aug 2, 2017*
[Quarterly Report \(10-Q\)](#)
- May 3, 2017*
[Quarterly Report \(10-Q\)](#)
- Feb 8, 2017*
[Quarterly Report \(10-Q\)](#)