




Gladstone Capital Corporation  
 Investor Relations Department  
 1521 Westbranch Drive  
 Suite 100  
 McLean, VA 22102  
 United States

[Visit IR website](#)   
[Sign-up for email alerts](#) 

**NASDAQ: GLAD**

Last Trade:	9.72
Trade Time:	4:00 PM ET Oct 19, 2017
Change:	0.06  (0.621%)
Day Range	9.60 - 9.77
52-Week Range	7.33 - 10.12
Volume	98,546

Stock information is provided by eSignal, stock charts provided by EDGAR Online. Stock data is delayed approximately 20 minutes.

**Company Profile**

Gladstone Capital Corporation (common stock listed on NASDAQ: GLAD) is a publicly traded business development company ("BDC") that pays monthly cash distributions to its stockholders and invests in lower middle market businesses in the United States.

... [\(more\)](#)

**Stock Performance**

**Press Releases** [\[ View all \]](#)

- Oct 10, 2017*  
[Gladstone Capital Announces Monthly Cash Distributions for October, November and December 2017](#)
- Sep 28, 2017*  
[Gladstone Financial Corporation Invests in Data Analytics Business](#)
- Sep 27, 2017*  
[Gladstone Capital Corporation Announces Closing of Offering of 2,070,000 shares of its 6.00% Series 2024 Term Preferred Stock for Gross Proceeds of \\$51.8 Million](#)
- Sep 19, 2017*  
[Gladstone Capital Corporation Prices Series 2024 Term Preferred Stock Offering](#)
- Sep 19, 2017*  
[Gladstone Capital Corporation Announces New Series 2024 Term Preferred Stock Offering and Intent to Redeem All Outstanding Shares of Existing Series 2021 Term Preferred Stock](#)

**Financials** [\[ View all \]](#)

- [Third Quarter Financial Results](#)
- Nov 21, 2016*  
[Annual Report \(10-K\)](#)
- Dec 9, 2016*  
[Proxy Statement \(DEF 14A\)](#)
- Aug 2, 2017*  
[Quarterly Report \(10-Q\)](#)
- May 3, 2017*  
[Quarterly Report \(10-Q\)](#)
- Feb 8, 2017*  
[Quarterly Report \(10-Q\)](#)