




Gladstone Capital Corporation
 Investor Relations Department
 1521 Westbranch Drive
 Suite 100
 McLean, VA 22102
 United States

[Visit IR website](#) 
[Sign-up for email alerts](#) 

NASDAQ: GLAD

Last Trade:	8.63
Trade Time:	4:00 PM ET Apr 24, 2018
Change:	0.04  (0.466%)
Day Range	8.60 - 8.68
52-Week Range	7.80 - 10.12
Volume	57,871

Stock information is provided by eSignal, stock charts provided by EDGAR Online. Stock data is delayed approximately 20 minutes.

Company Profile

Gladstone Capital Corporation (common stock listed on NASDAQ: GLAD) is a publicly traded business development company ("BDC") that pays monthly cash distributions to its stockholders and invests in lower middle market businesses in the United States.

... [\(more\)](#)

Stock Performance

Press Releases [\[View all \]](#)

Apr 10, 2018

[Gladstone Capital Announces Monthly Cash Distributions for April, May and June 2018](#)

Apr 10, 2018

[Gladstone Capital Announces Board Approval to Reduce Required Asset Coverage as Provided for in the Small Business Credit Availability Act](#)

Mar 12, 2018

[Gladstone Capital Announces Amendment to its Revolving Credit Facility Increases Commitment, Extends Maturity and Improves Pricing](#)

Feb 12, 2018

[Gladstone Capital Announces New Addition to Focus on Southwest Region](#)

Feb 5, 2018

[Gladstone Capital Corporation Reports Financial Results for its First Quarter Ended December 31, 2017](#)

Upcoming Events [\[View all \]](#)

May 3, 2018 8:30 AM ET

[Gladstone Capital Corporation's Second Quarter Ended 03/31/2018 Earnings Call and Webcast](#)

Financials [\[View all \]](#)

[First Quarter Financial Results](#)

Nov 20, 2017

[Annual Report \(10-K\)](#)

Dec 8, 2017

[Proxy Statement \(DEF 14A\)](#)

Feb 5, 2018

[Quarterly Report \(10-Q\)](#)

Aug 2, 2017

[Quarterly Report \(10-Q\)](#)

May 3, 2017

[Quarterly Report \(10-Q\)](#)