




Gladstone Investment Corporation
 Investor Relations Department
 1521 Westbranch Drive
 Suite 100
 McLean, VA 22102
 United States

[Visit IR website](#) 
[Sign-up for email alerts](#) 

NASDAQ: GAIN

Last Trade:	10.90
Trade Time:	4:00 PM ET Apr 20, 2018
Change:	0.08  (0.739%)
Day Range	10.80 - 10.95
52-Week Range	9.00 - 11.50
Volume	92,866

Stock information is provided by eSignal, stock charts provided by EDGAR Online. Stock data is delayed approximately 20 minutes.

Company Profile

Gladstone Investment Corporation (common stock listed on NASDAQ: GAIN) is a publicly traded business development company ("BDC") that pays monthly cash distributions to its stockholders and focuses on investing in buyouts of lower middle market businesses in the United States.

... [\(more\)](#)

Stock Performance



Press Releases [\[View all \]](#)

- Apr 10, 2018*
[Gladstone Investment Increases Monthly Cash Distributions to Common Stockholders and Announces Monthly Cash Distributions for April, May, and June 2018 and a Supplemental Distribution to Common Stockholders](#)
- Feb 6, 2018*
[Gladstone Investment Corporation Reports Financial Results for its Third Quarter Ended December 31, 2017](#)
- Feb 5, 2018*
[Gladstone Investment Corporation Earnings Call and Webcast Information](#)
- Jan 9, 2018*
[Gladstone Investment Announces Monthly Cash Distributions and Third Fiscal Quarter Earnings Release and Conference Call Dates](#)
- Nov 28, 2017*
[Gladstone Investment Corporation Acquires ImageWorks Display and Marketing Group, Inc.](#)

Financials [\[View all \]](#)

- [Second Quarter Financial Results](#)
- May 15, 2017*
[Annual Report \(10-K\)](#)
- Jun 16, 2017*
[Proxy Statement \(DEF 14A\)](#)
- Feb 6, 2018*
[Quarterly Report \(10-Q\)](#)
- Nov 1, 2017*
[Quarterly Report \(10-Q\)](#)
- Aug 1, 2017*
[Quarterly Report \(10-Q\)](#)