






Cascadian Therapeutics  
 Investor Relations Department  
 2601 4th Avenue, Suite 500  
 Seattle, WA 98121  
 United States

[Visit IR website](#)   
[Sign-up for email alerts](#) 

#### NASDAQ: CASC

Last Trade:	9.98
Trade Time:	4:00 PM ET Feb 20, 2018
Change:	-0.01  (-0.100%)
Day Range	9.97 - 9.99
52-Week Range	3.18 - 10.21
Volume	533,430

Stock information is provided by eSignal, stock charts provided by EDGAR Online. Stock data is delayed approximately 20 minutes.

## Company Profile

We are committed to serving the best interests of our shareholders. If you require assistance or have questions regarding the key shareholder information and financial reports available here please [contact](#) us.

... [\(more\)](#)

## Stock Performance



## Press Releases [\[ View all \]](#)

- Jan 31, 2018*  
[Seattle Genetics to Acquire Cascadian Therapeutics, Adding Late-Stage Breast Cancer Program to Its Oncology Pipeline](#)
- Jan 4, 2018*  
[Cascadian Therapeutics Announces 2018 Outlook and Recent Progress](#)
- Jan 2, 2018*  
[Cascadian Therapeutics Receives Pediatric Investigation Plan Waiver from the European Medicines Agency](#)
- Dec 13, 2017*  
[Cascadian Therapeutics Added to the Nasdaq Biotechnology Index](#)
- Dec 7, 2017*  
[Prolonged Progression-Free Survival Reinforces Tucatinib's Potential for Patients with Advanced HER2+ Metastatic Breast Cancer](#)

## Financials [\[ View all \]](#)

- [Third Quarter Financial Results](#)
- Mar 9, 2017*  
[Annual Report \(10-K\)](#)
- Apr 26, 2017*  
[Proxy Statement \(DEF 14A\)](#)
- Nov 8, 2017*  
[Quarterly Report \(10-Q\)](#)
- Aug 8, 2017*  
[Quarterly Report \(10-Q\)](#)
- May 9, 2017*  
[Quarterly Report \(10-Q\)](#)