






PDC Energy, Inc.
Investor Relations Department
1775 Sherman Street
Suite 3000
Denver, CO 80203
United States

[Visit IR website](#) 
[Sign-up for email alerts](#) 

NASDAQ: PDCE ¹

Last Trade:	44.00
Trade Time:	4:00 PM ET Jul 21, 2017
Change:	-1.46  (3.212%)
Day Range	43.49 - 46.01
52-Week Range	40.12 - 84.88
Volume	959,557
Market Cap. (\$M)	2,898.720
Shares Out (M)	65.880

¹ The stock information is provided by eSignal, stock charts are provided by EDGAR Online. Stock information is delayed approximately 20 minutes.

Company Profile

PDC Energy, Inc. ("PDC" or the "Company") (NASDAQ: PDCE) is an independent oil and natural gas company founded in 1969. PDC is focused on achieving organic growth and a balanced liquids to natural gas portfolio through horizontal drilling while maintaining a solid balance sheet and ample liquidity. The Company is committed to optimizing margins through efficient drilling operations, sound well management, and environmental stewardship.

PDC operates in Colorado within the liquid-rich Wattenberg Field and the Appalachian Basin including the emerging liquid-rich Utica Shale play in Ohio and the Marcellus Shale in West Virginia. PDC's strategy is simple... [\(more\)](#)

Stock Performance



Press Releases [\[View all \]](#)

Jul 10, 2017
[PDC Energy Announces 2017 Second Quarter Conference Call - Tuesday, August 8, 2017](#)

Jun 26, 2017
[PDC Energy Issues Response to Clean Air Act Complaint](#)

Jun 2, 2017
[PDC Energy Announces Upcoming Investor Events](#)

Events [\[View all \]](#)

Aug 8, 2017 11:00 AM ET
[PDC Energy Second Quarter 2017 Conference Call](#)

Financials [\[View all \]](#)

Feb 28, 2017
[Annual Report \(10-K\)](#)

Apr 19, 2017
[Definitive Proxy Statement](#)

May 5, 2017
[Quarterly Report \(10-Q\)](#)

Nov 3, 2016
[Quarterly Report \(10-Q\)](#)

Aug 9, 2016
[Quarterly Report \(10-Q\)](#)