






PDC Energy, Inc.
Investor Relations Department
1775 Sherman Street
Suite 3000
Denver, CO 80203
United States

[Visit IR website](#) 
[Sign-up for email alerts](#) 

NASDAQ: PDCE ¹

Last Trade:	54.97
Trade Time:	4:00 PM ET Jan 19, 2018
Change:	1.10  (2.042%)
Day Range	53.06 - 55.09
52-Week Range	36.74 - 78.61
Volume	716,654
Market Cap. (\$M)	3,620.874
Shares Out (M)	65.870

¹ The stock information is provided by eSignal, stock charts are provided by EDGAR Online. Stock information is delayed approximately 20 minutes.

Company Profile

PDC Energy, Inc. ("PDC" or the "Company") (NASDAQ: PDCE) is an independent oil and natural gas company founded in 1969. PDC is focused on achieving organic growth and a balanced liquids to natural gas portfolio through horizontal drilling while maintaining a solid balance sheet and ample liquidity. The Company is committed to optimizing margins through efficient drilling operations, sound well management, and environmental stewardship.

PDC operates in Colorado within the liquid-rich Wattenberg Field and the Appalachian Basin including the emerging liquid-rich Utica Shale play in Ohio and the Marcellus Shale in West Virginia. PDC's strategy is simple... [\(more\)](#)

Stock Performance



Press Releases [\[View all \]](#)

Jan 4, 2018

[PDC Energy Appoints New Chief Financial Officer](#)

Dec 21, 2017

[PDC Energy Announces New Director Appointment](#)

Dec 11, 2017

[PDC Energy Announces 2018 Capital Investment Budget of \\$850 to \\$920 Million; 2018 Production Forecast of 38 to 42 Million Boe and an Estimated Year-End Leverage Ratio of 1.6 Times](#)

Events [\[View all \]](#)

There are no events to display at this time. Please check back later.

Financials [\[View all \]](#)

Feb 28, 2017

[Annual Report \(10-K\)](#)

Apr 19, 2017

[Definitive Proxy Statement](#)

Nov 7, 2017

[Quarterly Report \(10-Q\)](#)

Aug 8, 2017

[Quarterly Report \(10-Q\)](#)

May 5, 2017

[Quarterly Report \(10-Q\)](#)